

CT4000 Level 2 Commercial Charging Station

Specifications and Ordering Information



CT4021

Ordering Information

The order codes below represent specific product configurations. Other product options are available. Please contact ChargePoint Sales for information and order codes.

Specify model number followed by the applicable code(s).

The order code sequence is: **Model-Options**. **Software**, **Services** and **Misc** are ordered as separate line items.

Hardware

Description		Order Code
Model	1830 mm (6 ft) Single Port Bollard Mount	CT4011-GW1
	1830 mm (6 ft) Dual Port Bollard Mount	CT4021-GW1
	1830 mm (6 ft) Single Port Wall Mount	CT4013-GW1
	1830 mm (6 ft) Dual Port Wall Mount	CT4023-GW1
	2440 mm (8 ft) Dual Port Bollard Mount	CT4025-GW1
	2440 mm (8 ft) Dual Port Wall Mount	CT4027-GW1
Included	Integral Modem – North America	-GW1
Misc	Power Management Kit Bollard Concrete Mounting Kit	CT4000-PMGMT
	Bollard Concrete Mounting Kit	CT4001-CCM

*Note: ALL CT4000 stations include Integral Modem -GW1.

Software & Services

Description	Order Code
ChargePoint Commercial Service Plan	CPCLD-COMMERCIAL- <i>n</i> *
ChargePoint Enterprise Plan	CPCLD-ENTERPRISE- <i>n</i> *
ChargePoint Assure	CT4000-ASSURE <i>n</i> *
Station Activation and Configuration	CPSUPPORT-ACTIVE
ChargePoint Station Installation and Validation	CT4000-INSTALLVALID

Note: All CT4000 stations require a network service plan per port.

*Substitute *n* for desired years (1, 2, 3, 4 or 5 years)

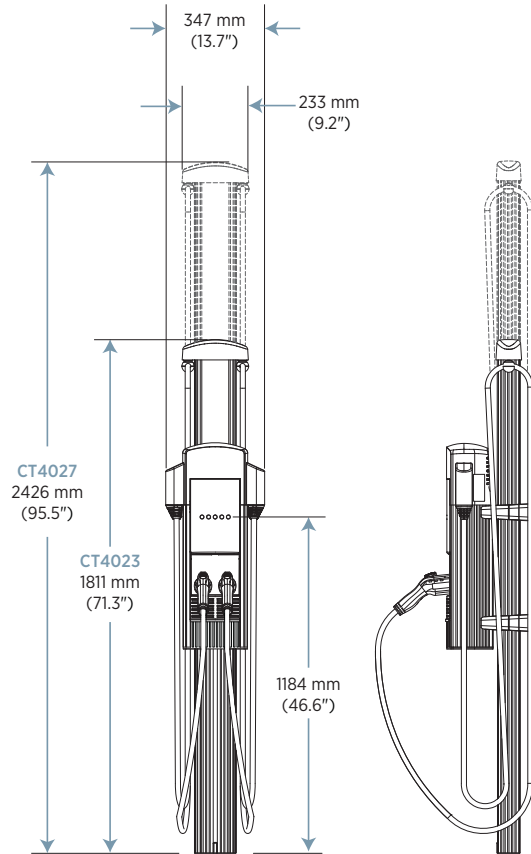
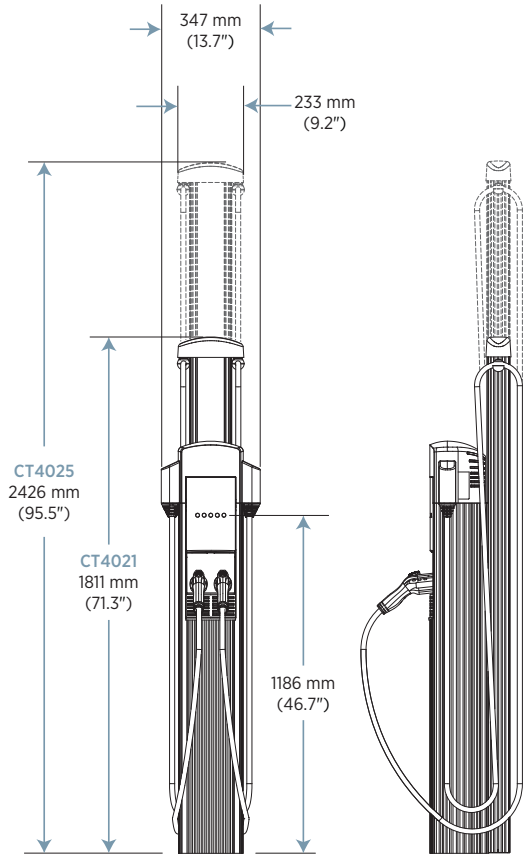
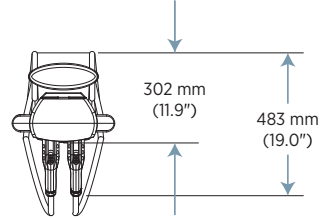
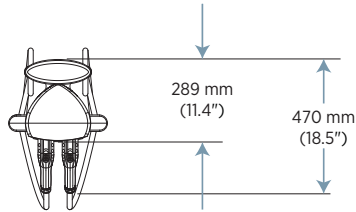
Order Code Examples

If ordering this...	...the order code is
1830 mm (6 ft) Dual Port Bollard Networked Station with Concrete Mounting Kit	CT4021-GW1 CT4001-CCM
ChargePoint Commercial Service Plan, 3 Year Subscription	CPCLD-COMMERCIAL-3
ChargePoint Station Installation and Validation	CT4000-INSTALLVALID
3 Years of Assure Coverage	CT4000-ASSURE3
1830 mm (6 ft) Single Port Wall Mount Networked Station	CT4013-GW1
ChargePoint Commercial Service Plan, 5 Year Subscription	CPCLD-COMMERCIAL-5
5 Years of Assure Coverage	CT4000-ASSURE5
Station Activation and Configuration	CPSUPPORT-ACTIVE

Architectural Drawings (Dimensions)

CT4021 1830 mm (6')
CT4025 2440 mm (8')
Bollard

CT4023 1830 mm (6')
CT4027 2440 mm (8')
Wall Mount



General Specifications

Electrical Input

Electrical Input	Single Port (AC Voltage 208 / 240V AC)			Dual Port (AC Voltage 208 / 240V AC)		
	Input Current	Input Power Connection	Required Service Panel Breaker	Input Current	Input Power Connection	Required Service Panel Breaker
Standard	30A	One 40A branch circuit	40A dual pole (non-GFCI type)	30A x 2	Two independent 40A branch circuits	40A dual pole (non-GFCI type) x 2
Standard Power Share	n/a	n/a	n/a	32A	One 40A branch circuit	40A dual pole (non-GFCI type)
Power Select 24A	24A	One 30A branch circuit	30A dual pole (non-GFCI type)	24A x 2	Two independent 30A branch circuits	30A dual pole (non-GFCI type) x 2
Power Select 24A Power Share	n/a	n/a	n/a	24A	One 30A branch circuit	30A dual pole (non-GFCI type)
Power Select 16A	16A	One 20A branch circuit	20A dual pole (non-GFCI type)	16A x 2	Two independent 20A branch circuits	20A dual pole (non-GFCI type)
Power Select 16A Power Share	n/a	n/a	n/a	16A	One 20A branch circuit	20A dual pole (non-GFCI type)
Service Panel GFCI	Do not provide external GFCI as it may conflict with internal GFCI (CCID)					
Wiring – Standard	3-wire (L1, L2, Earth)			5-wire (L1, L1, L2, L2, Earth)		
Wiring – Power Share	n/a			3-wire (L1, L2, Earth)		
Station Power	8 W typical (standby), 15 W maximum (operation)					

Electrical Output

Electrical Output	Single Port (AC Voltage 208 / 240V AC)	Dual Port (AC Voltage 208 / 240V AC)
Standard	7.2 kW (240V AC @ 30A)	7.2 kW (240V AC @ 30A) x 2
Standard Power Share	n/a	7.2 kW (240V AC @ 30A) x 1 or 3.8 kW (240V AC @ 16A) x 2

Power Select 24A	5.8 kW (240V AC @ 24A)	5.8 kW (240V AC @ 24A) x 2
Power Select 24A Power Share	n/a	5.8 kW (240V AC @ 24A) x 1 Or 2.9 kW (240V AC @ 12A) x 2
Power Select 16A	3.8 kW (240V AC @ 16A)	3.8 kW (240V AC @ 16A) x 2
Power Select 16A Power Share	n/a	3.8 kW (240V AC @ 16A) x 1 Or 1.9 kW (240V AC @ 8A) x 2

Functional Interfaces

	Single Port (AC Voltage 208 / 240V AC)	Dual Port (AC Voltage 208 / 240V AC)
Connector Types	SAE J1772™	SAE J1772™ x 2
Cable Length — 1.8 m (6 ft) Cable Management	5.5 m (18 ft)	5.5 m (18 ft) x 2
Cable Length — 2.4 m (8 ft) Cable Management	n/a	7 m (23 ft)
Overhead Cable Management System	Yes	
LCD Display	145 mm (5.7 in) full color, 640 x 480, 30 fps full motion video, active matrix, UV protected	
Card Reader	ISO 15693, ISO 14443, NFC	
Locking Holster	Yes	Yes x 2

Safety and Connectivity Features

Ground Fault Detection	20 mA CCID with auto retry
Open Safety Ground Detection	Continuously monitors presence of safety (green wire) ground connection
Plug-Out Detection	Power terminated per SAE J1772™ specifications
Power Measurement Accuracy	+/- 2% from 2% to full scale (30A)
Power Report/Store Interval	15 minute, aligned to hour. Vehicle to grid connected and responsive to TOU signals
Local Area Network	2.4 GHz WiFi (802.11 b/g/n)
Wide Area Network	LTE Category 4

Safety and Operational Ratings

Station Enclosure Rating	Type 3R per UL 50E
Safety and Compliance	UL and cUL listed; complies with UL 2594, UL 2231-1, UL 2231-2, and NEC Article 625
Station Surge Protection	6 kV @ 3,000A. In geographic areas subject to frequent thunder storms, supplemental surge protection at the service panel is recommended.
EMC Compliance	FCC Part 15 Class A
Operating Temperature	-40°C to 50°C (-40°F to 122°F)
Non-Operating Temperature	-40°C to 60°C (-40°F to 140°F)
Terminal Block Temperature Rating	105°C (221°F)
Operating Humidity	Up to 85% @ 50°C (122°F) non-condensing
Non-Operating Humidity	Up to 95% @ 50°C (122°F) non-condensing
Network	All stations include integral LTE modem and will be automatically configured to operate as gateway or non-gateway as needed

ChargePoint, Inc. reserves the right to alter product offerings and specifications at any time without notice, and is not responsible for typographical or graphical errors that may appear in this document



ChargePoint, Inc.
 240 East Hacienda Avenue
 Campbell, CA 95008-6617 USA
 +1.408.841.4500 or
 +1.877.370.3802 US and Canada toll-free
 chargepoint.com

Contact Us
 Visit chargepoint.com
 Call +1.408.705.1992
 Email sales@chargepoint.com

Copyright © 2020 ChargePoint, Inc. All rights reserved. CHARGEPOINT is a U.S. registered trademark/service mark, and an EU registered logo mark of ChargePoint, Inc. All other products or services mentioned are the trademarks, service marks, registered trademarks or registered service marks of their respective owners. 5 August 2020.

Listed by Underwriters Laboratories Inc.

